

Diffuser luminaire - Opal diffuser - direct/indirect distribution

Round luminaire housing made of deep-drawn sheet steel; Housing colour traffic white RAL 9016; Light distribution direct/indirect distribution by means of Opal diffuser of acrylic glass, matt, smooth surface; round, domed acrylic glass diffuser.  $65^\circ < 3000 \text{ cd/m}^2$  according to current standard DIN-EN 12464-1, UGR (4H/8H) 20.1. With integrated HF motion sensor. Range 1m - 8m continuously adjustable. Coverage angle of  $360^\circ$  with a coverage area of  $160^\circ$ . Time setting 30 sec - 30 min. and brightness threshold value of 2 to 2000 lx. As master luminaire up to 1000W (ohmic load).. Electrical connection via 3-pole connection terminal with plug-in contacts.. Light Control: netlife easyS9; Regiolux Classification: netlife easy; Control signal: Switch; Number of control gear (max): 4; Communication: Wired; Sensor technology: HF - high frequency; Installation height (min/max): 2m to 4m; Monitoring area: max. D=8m; Optional remote control: 84501101201; Application: Garages, Secondary rooms, Corridors; Function: Motion detection.

## CHARACTERISTICS

Order number	25340154110
EAN number	4020863334315
Commodity code	94051140
Certification mark	IP 40, Protection class I, VDU $65^\circ < 3000$ , Heat filament test $650^\circ\text{C}$ , F, Indoor, CE
Impact resistance (IK rating)	IK02
Ambient temperatur	ta $25^\circ\text{C}$
Warranty period	5 years
State funding programs	BEG - Federal funding for efficient buildings (valid only for Germany)

## ELECTRICAL ENGINEERING

Controller	Electronic driver + motion sensor S9 (1 pcs.)
System output	25W
Mains voltage	230V/50Hz
Energy efficiency class/light source	D

## LIGHTING TECHNOLOGY

Placement	LED, Colour rendering/Light colour CRI $\geq 80 / 4000\text{K}$
Colour tolerance (MacAdam)	3SDCM
Nominal luminous flux	3050lm
LED service life	50000h L80/B10 (Tq $25^\circ\text{C}$ )
Luminaire luminous efficiency	124lm/W
UGR lat./long.	20.1 / 20.1

## MECHANICS

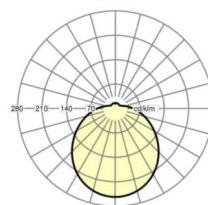
Housing colour	traffic white RAL 9016
Dimensions (LxWxH/DxH)	477mm x 150mm
Weight (net)	2.6kg
Cable entry KE	See mounting instructions
Type of installation	Ceiling-mounted single installation, Wall mounting

## Dimensions

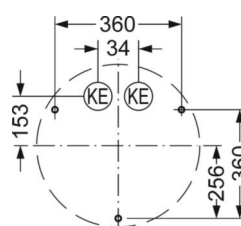

H	150 mm	Height
D	477 mm	Diameter
A1	360 mm	Mounting distance single mounting
A1 alternativ	360 mm	Mounting distance single mounting (alternatively)

## DEEP-LINK

<https://www.regiolux.de/en/article/25340154110>



Reference	LED 3100lm 840
$\eta_{\text{LB}}$	100 %
$\Phi_{\downarrow/\uparrow}$	86 % / 14 %
UGR lat./long.	20.1 / 20.1
VDU	$65^\circ < 3000\text{cd/m}^2$



## LC SYSTEM

## CHARACTERISTICS

Regiolux Classification	netlife easy
Control signal	Switch
Number of control gear (max)	4
Communication	Wired
Sensor technology	HF - high frequency
Installation height (min/max)	2m to 4m
Optional remote control	84501101201
Application	Garages, Secondary rooms, Corridors
Function	Motion detection

